

# NMRA 2009 BACHMANN NEW PRODUCT ANNOUNCEMENTS



## C&O H4 2-6-6-2 ARTICULATED LOCOMOTIVE with VANDY VC12 TENDER

Standard Pack: 6 - \$500.00 each

SHIPPING FALL 2009



The H4 was the first engine in a series of over 200 locomotives employed by the C&O railroad which operated more 2-6-6-2 articulated locos than any other railroad in the world. These locomotives were often referred to as "vest pocket articulateds" because they were small yet very powerful.

### Features include:

- DCC sound equipped
- NMRA decoder with 8-pin plug
- die-cast boiler
- 5 pole skew-wound motor with hardened carbon brushes
- 2 flywheels
- geared drive
- electrical pickup on drivers
- operating LED headlight
- finescale metal detail parts, including metal cut levers and separately applied bell, whistle, domes and piping
- detailed cab interior with sliding windows
- RP25 wheel contours
- body mounted NMRA coupler pockets
- E-Z Mate® Mark II couplers on front and rear

### Tender features:

- C&O VC12 Vandy tender
- accurate VC12 truck side frames
- easy decoder access
- detailed underframe with brake cylinder
- all-wheel electrical pickup
- hand tooled coal load
- detailed coal boards
- metal handrails and finescale rivet detail



Item No. 84812  
Item No. 84813  
Item No. 84814  
Item No. 84815

C&O H-4 #1343  
C&O H-4 #1388  
C&O H-4 #1432  
C&O H-4 #1431

PAINTED, UNLETTERED  
(black)

Item No. 84811\*

\*engineering sample shown



### C&O H4 2-6-6-2 ARTICULATED LOCOMOTIVE with VANDY VC12 TENDER

Standard Pack: 6 - \$375.00 each

SHIPPING FALL 2009



The H4 was the first engine in a series of over 200 locomotives employed by the C&O railroad which operated more 2-6-6-2 articulated locos than any other railroad in the world. These locomotives were often referred to as "vest pocket articulateds" because they were small yet very powerful.

#### Features include:

- DCC-equipped for speed, direction and lighting
- NMRA decoder with 8-pin plug
- die-cast boiler
- 5 pole skew-wound motor with hardened carbon brushes
- 2 flywheels
- geared drive
- electrical pickup on drivers
- operating LED headlight
- finescale metal detail parts, including metal cut levers and separately applied bell, whistle, domes and piping
- detailed cab interior with sliding windows
- RP25 wheel contours
- body mounted NMRA coupler pockets
- *E-Z Mate*® Mark II couplers on front and rear

#### Tender features:

- C&O VC12 Vandy tender
- accurate VC12 truck side frames
- easy decoder access
- detailed underframe with brake cylinder
- all-wheel electrical pickup
- hand tooled coal load
- detailed coal boards
- metal handrails and finescale rivet detail



PAINTED, UNLETTERED  
(black)

Item No. 82621\*

\*engineering sample shown

Item No. 82622

C&O H-4 #1340

Item No. 82623

C&O H-4 #1397

Item No. 82624

C&O H-4 #1436

Item No. 82625

C&O H-4 #1439



### EMC GAS ELECTRIC DOODLEBUG LOCOMOTIVE with TRAILER COACH

Standard Pack: 6 - \$215.00 each

SHIPPING FALL 2009



The EMC Gas Electric, or "Doodlebug", as it would come to be known, was first manufactured during the Great Depression and provided extremely economical passenger service. In fact, the Doodlebugs kept railroads in the passenger business through World War II and into the 1960s.

#### Features include:

- DCC-equipped for speed, direction and lighting
- dual mode NMRA decoder
- 5 pole skew-wound motor
- flywheel drive
- die-cast gear tower with bronze bearings
- die-cast gear box
- directional headlight
- constant interior lighting
- separate painted grab irons
- one-piece die-cast chassis
- Brill trucks
- RP25 wheel contours
- operating baggage door
- underbody detailing
- *E-Z Mate*® Mark II couplers

#### Trailing car features:

- 72' re-tooled coach with upgraded finescale detailing
- new LED lighting (analog and DCC operation)
- die cast easy-rolling trucks with eight wheel electrical pickup
- blackened metal wheels
- *E-Z Mate*® Mark II couplers



PAINTED UNLETTERED  
(Pullman green)

Item No. 81421

Item No. 81422

BALTIMORE & OHIO® (olive green)

Item No. 81423

BOSTON & MAINE (maroon)

Item No. 81424

MARYLAND & PENNSYLVANIA

Item No. 81425

SEABOARD®

Item No. 81426

NEW YORK CENTRAL®



## BALDWIN 2-8-0 CONSOLIDATION LOCOMOTIVE

Standard Pack: 6 - \$139.00 each

SHIPPING FALL 2009

The Baldwin 2-8-0 Consolidation is now being offered as a DCC-equipped version in the Bachmann Standard Product line. The combination of finescale detailing and affordable price make this locomotive a must for HO model railroaders.

### Features include:

- DCC-equipped for speed, direction and lighting
- 5 pole skew wound motor
- belt/flywheel drive
- all-metal chassis
- metal side-rods
- tender features all-wheel electrical pickup



UNION PACIFIC® #724

Item No. 51301



SANTA FE #2517

Item No. 51302



SOUTHERN #724  
(black, white & red)

Item No. 51303



BALTIMORE & OHIO® #2784

Item No. 51304



MAINE CENTRAL #503

Item No. 51305



WESTERN MARYLAND® #766

(Fireball)

Item No. 51306



## EMD GP7 LOCOMOTIVE

Standard Pack: 6 - \$85.00

SHIPPING FALL 2009

### Features include:

- DCC-equipped for speed, direction and lighting
- all-wheel drive
- can motor
- die-cast chassis
- E-Z Mate® Mark II couplers

Item No. 62402

Item No. 62403

Item No. 62404

Item No. 62405

Item No. 62406

UNION PACIFIC® #116

CHESSIE® #6411

BALTIMORE & OHIO® #6414

NEW YORK CENTRAL® #5608

CLINCHFIELD #908 (gray & yellow)



PENNSYLVANIA #8542

Item No. 62401





## EMD GP30 DIESEL LOCOMOTIVE

Standard Pack: 6 - \$50.00 each

SHIPPING FALL 2009

### Features include:

- all-wheel drive
- 5 pole skew-wound can motor
- super-quiet, helical cut gears
- dual, precision-balanced flywheels
- 8 wheel drive
- die-cast chassis
- metal grab irons
- blackened wheels
- directional headlights
- RP25 wheel contours
- *E-Z Mate*® Mark II couplers

Item No. 62301

Item No. 62302

Item No. 62303

Item No. 62304

Item No. 62306

EMD #1962 (demonstrator)

UNION PACIFIC #736

CANADIAN PACIFIC #8201

NICKEL PLATE #904

SANTA FE #3234 (war bonnet)



**GREAT NORTHERN #3003**

Item No. 62305



## OPEN-SIDED EXCURSION CARS with SEATS

Standard Pack: 12 - \$28.00 each

SHIPPING FALL 2009

These cars are used by modern tourist railroads for steam and diesel excursion trips. They can be seen and rode on at numerous popular railroads around the country.

### Features include:

- blackened metal wheels
- friction bearing Bettendorf trucks
- RP25 wheel contours
- body mounted *E-Z Mate*® Mark II couplers
- finescale detailing




**DURANGO & SILVERTON**

Item No. 17432



**CASS SCENIC RAILROAD**

Item No. 17445



**PAINTED, UNLETTERED -**

**SILVER & BLACK**

Item No. 17447



**PAINTED, UNLETTERED -**

**SILVER & YELLOW**

Item No. 17448



**PAINTED, UNLETTERED -**

**RED, GREEN & GOLD**

Item No. 17449



### TRACK CLEANING CAR

Standard Pack: 12 - \$35.00 each

SHIPPING FALL 2009

Bachmann's new track cleaning car provides an efficient and economical way to clean your track. This car's exclusive dry cleaning system features a reusable track cleaning pad.



TRACK CLEANING TANK CAR – MOW  
Item No. 16301



TRACK CLEANING TANK CAR – UTLX  
Item No. 16302




### E-Z TRACK® CONNECTOR TRACK ASSORTMENT

Standard Pack: 12 - \$9.00 each

Item No. 44592

SHIPPING FALL 2009





## C&O H4 2-6-6-2 ARTICULATED LOCOMOTIVE with VANDY VC12 TENDER

Standard Pack: 6 - \$285.00 each

SHIPPING FALL 2009



The C&O H4 locomotive is available for the first time in N scale from Bachmann. The H4 was the first engine in a series of over 200 locomotives employed by the C&O railroad which operated more 2-6-6-2 articulated locos than any other railroad in the world.

### Features include:

- DCC-equipped for speed, direction and lighting
- dual mode NMRA decoder with 6-pin plug
- precision motor
- 12 wheel locomotive electrical pickup
- LED headlight including DCC dimming feature
- accurate details for C&O H4 model locomotives
- separate detail parts, including bell, whistle, pop valves and handrails
- NMRA wheel profiles
- die-cast lead and trailing trucks

### Tender features:

- C&O VC12 Vandy tender
- operating backup light
- metal cut levers
- body mounted coupler pocket
- easy access to decoder
- all-wheel electrical pickup

Item No. 82672

C&O H-4 #1340

Item No. 82673

C&O H-4 #1397

Item No. 82674

C&O H-4 #1436

Item No. 82675

C&O H-4 #1439



PAINTED, UNLETTERED  
(black)

Item No. 82671\*

\*engineering sample shown



## FLAT CAR with LOAD


Standard Pack: 12 - \$15.00 each

SHIPPING FALL 2009

These popular cars from our HO line are now offered to N scale modelers with features similar to their larger scale counterparts.

### Features include:

- NMRA wheel profile
- newly tooled loads
- individual car roadnumbers




with PIPE LOAD



with CONTAINER LOAD



with CRATED LOAD



with STEEL LOAD



## FLAT CAR with LOAD - CONTINUED

Standard Pack: 12 - \$15.00 each

SHIPPING FALL 2009

These popular cars from our HO line are now offered to N scale modelers with features similar to their larger scale counterparts.

### Features include:

- NMRA wheel profile
- newly tooled loads
- individual car roadnumbers

Item No. 18951	MAINE CENTRAL with CONTAINER LOAD
Item No. 18952	MAINE CENTRAL with CRATED LOAD
Item No. 18953	MAINE CENTRAL with PIPE LOAD
Item No. 18954	MAINE CENTRAL with STEEL LOAD
Item No. 18956	PENNSYLVANIA with CONTAINER LOAD
Item No. 18957	PENNSYLVANIA with CRATED LOAD
Item No. 18958	PENNSYLVANIA with PIPE LOAD
Item No. 18959	PENNSYLVANIA with STEEL LOAD
Item No. 18961	SANTA FE with CONTAINER LOAD
Item No. 18962	SANTA FE with CRATED LOAD
Item No. 18963	SANTA FE with PIPE LOAD
Item No. 18964	SANTA FE with STEEL LOAD

Item No. 18966	SEABOARD® with CONTAINER LOAD
Item No. 18967	SEABOARD® with CRATED LOAD
Item No. 18968	SEABOARD® with PIPE LOAD
Item No. 18969	SEABOARD® with STEEL LOAD
Item No. 18971	UNION PACIFIC® with CONTAINER LOAD
Item No. 18972	UNION PACIFIC® with CRATED LOAD
Item No. 18973	UNION PACIFIC® with PIPE LOAD
Item No. 18974	UNION PACIFIC® with STEEL LOAD
Item No. 18976	WESTERN MARYLAND® with CONTAINER LOAD
Item No. 18977	WESTERN MARYLAND® with CRATED LOAD
Item No. 18978	WESTERN MARYLAND® with PIPE LOAD
Item No. 18979	WESTERN MARYLAND® with STEEL LOAD



## 2-6-6-2 ARTICULATED LOCOMOTIVE with TENDER

Standard Pack: 6 - \$535.00 each

SHIPPING FALL 2009

### Features include:

- DCC Sound on Board™
- dual mode NMRA decoder with 8-pin plug
- dual flywheel drive
- die-cast twin idler gear boxes
- operates on 18" radius curves
- detailed cab with sliding windows
- complete detailed backhead with seat boxes
- E-Z Mate® Mark II couplers
- all new tender with die-cast underframe
- operating LED backup light
- easy access to decoder
- accurate long wheel base per prototype



PAINTED, UNLETTERED - BLACK

Item No. 28701\*

\*engineering sample shown

Item No. 28702	PAINTED, UNLETTERED - BLACK with RED & WHITE TRIM
Item No. 28703	GREENBRIER & BIG RUN LUMBER CO. #42
Item No. 28704	POCAHONTAS LUMBER CO. #40
Item No. 28705	MIDWEST QUARRY & MINING CO. #44
Item No. 28706	COLORADO MINING CO. #48





## BALDWIN 4-6-0 STEAM LOCOMOTIVE

Standard Pack: 6 - \$475.00 each

SHIPPING FALL 2009



Along with its 4-4-0 cousin, the 4-6-0 configuration was one of the most common wheel arrangements offered by locomotive manufacturers. The combination of speed and traction made 4-6-0s suitable for both freight and passenger service, and nearly every railroad used them. Our On30 locomotives are based on stock models from the Baldwin narrow gauge catalog. Bachmann's On30 ten wheeler is now available in a DCC-equipped version with sound on board.

### Features include:

- DCC Sound on Board
- dual mode NMRA decoder with 8-pin plug
- flywheel drive
- idler gear box
- die-cast frame, boiler and cab
- machined, blackened metal wheels
- additional die-cast detail parts
- easy-to-install options, including three headlight/backup light styles (oil, acetylene, electric), three stack styles (cap, Rushton, tapered), and three fuel loads (wood, coal, oil) included with each model
- E-Z Mate® Mark II couplers



PAINTED, UNLETTERED with STEEL CAB  
BLACK with RED WINDOWS & WHITE TRIM  
Item No. 28901



PAINTED, UNLETTERED with WOOD CAB  
and FLUTED DOMES  
BLACK  
Item No. 28902



PAINTED, UNLETTERED with STEEL CAB  
BLACK  
Item No. 28903



ET&WNC #12 with STEEL CAB  
(black with red windows & white pinstripes)  
Item No. 28904



ET&WNC #14 with STEEL CAB  
(green with gold lining & red windows)  
Item No. 28905



GREENBRIER & BIG RUN LUMBER CO. #32  
with STEEL CAB  
Item No. 28906





## 2-6-6-2 ARTICULATED LOCOMOTIVE with TENDER

Standard Pack: 6 - \$395.00 each

SHIPPING FALL 2009

Our new On30 scale 2-6-6-2 is the first accurately scaled and detailed model of an articulated engine in this scale. It is based on a 30 inch Baldwin Locomotive Works design and includes many optional parts so the modeler can customize the loco to suite their own layout.

### Features include:

- DCC-equipped for speed, direction and lighting
- dual mode NMRA decoder with 8-pin plug
- dual flywheel drive
- die-cast twin idler gear boxes
- operates on 18" radius curves
- detailed cab with sliding windows
- complete detailed backhead with seat boxes
- E-Z Mate® Mark II couplers

### All new tender featuring:

- operating LED backup light
- easy access to decoder
- die-cast underframe
- accurate long wheel base per prototype



PAINTED, UNLETTERED - BLACK

Item No. 28799\*

\*engineering sample shown

Item No. 28757

Item No. 28760

Item No. 28761

Item No. 28762

Item No. 28798

GREENBRIER & BIG RUN LUMBER CO. #41

POCAHONTAS LUMBER CO. #42

MIDWEST QUARRY & MINING CO. #43

COLORADO MINING CO. #46

PAINTED, UNLETTERED - BLACK with RED & WHITE TRIM



## WOOD SIDE DOOR CABOOSE with LIGHTED INTERIOR

Standard Pack: 6 - \$65.00

SHIPPING FALL 2009

### Features include:

- separate passenger and baggage compartments
- equipped with low inverted arch bar trucks
- classic amber LED interior lighting
- cupola seats
- wood grain floor detailing
- pot belly stove and piping
- removable cupola and roof
- textured roof
- realistic paint schemes
- RP25 wheel contours
- E-Z Mate® Mark II couplers



SANDY RIVER & RANGELEY LAKE

Item No. 26777



PAINTED, UNLETTERED -  
CABOOSE RED

Item No. 26796



PAINTED, UNLETTERED -  
OXIDE BROWN

Item No. 26797



PAINTED, UNLETTERED -  
OXIDE RED

Item No. 26798



PAINTED, UNLETTERED -  
YELLOW & BLACK

Item No. 26799



### 1:20.3 SCALE BALDWIN 2-4-4 FORNEY LOCOMOTIVE

DCC READY

Standard Pack: 1 - \$1150.00

SHIPPING FALL 2009

Bachmann is proud to present our newest *Spectrum*® series Large Scale engine - the Baldwin 2-4-4 Forney Locomotive. This handsome locomotive features all the bells and whistles you've come to expect from our Large Scale *Spectrum*® locos plus some new innovative features.

#### Features include:

- nonproprietary plug-and-play electronics interface to accommodate the control system of your choice, including DC, NMRA DCC and radio control battery operation
- custom wound motor with flywheel
- heavy duty driver and trailing truck electrical pickup
- exclusive truck locking mechanisms for multiple radii curve operation
- LED headlight and cab lighting
- highly detailed cab interiors featuring sliding windows and operating doors
- die-cast scale knuckle couplers front and rear
- switch behind smokebox door with center "off" position for DCC or DC operation of smoke unit
- moveable ash pan grates with authentic ash pan "glow"
- glowing firebox (load compensated)
- blackened die-cast metal running gear featuring optical sensors for aftermarket sound synchronization
- hand tooled coal load
- brass bell with bell chord
- numerous die-cast detail parts including pop valves, whistle and piping
- easy access to electronics in coal bunker



OUTSIDE FRAME circa 1910  
SANDY RIVER & RANGELEY LAKE  
Item No. 80996



INSIDE FRAME circa 1907  
SANDY RIVER & RANGELEY LAKE  
Item No. 80997

OUTSIDE FRAME circa 1910  
PAINTED, UNLETTERED - BLACK  
Item No. 80998

INSIDE FRAME circa 1907  
PAINTED, UNLETTERED - BLACK  
Item No. 80999



### 1:20.3 LARGE SCALE LOG CAR and ACCESSORIES

Standard Pack: 1

Item No. 88598 - \$99.00

Item No. 88599 - \$52.00

SHIPPING FALL 2009



LOG SKIDDER with CRATES  
on 20' LOG CAR (non-operating)  
Item No. 88598



LOG SKIDDER  
(non-operating)  
Item No. 88599

# ITEMS PREVIOUSLY INTRODUCED



## EMD DD40AX CENTENNIAL

Standard Pack: 6 - \$125.00 each

SHIPPING JULY 2009

A giant from Bachmann's past gets the modern treatment with updated electronics and detailing. Minimum 22" radius curves required.

### Features include:

- DCC-equipped for speed, direction and lighting
- dual-mode NMRA decoder with 8-pin plug
- 2 skew-wound motors with four flywheels
- 12 wheel drive
- LED headlight (constant lighting)
- weathered air intakes and exhaust stacks
- numerous detail parts
- scale 42" wheels with RP25 wheel contours
- designed for aftermarket sound installation
- E-Z Mate® Mark II couplers

Item No. 62102

Item No. 62103

Item No. 62104

UNION PACIFIC® #6927

UNION PACIFIC® #6915

UNION PACIFIC® #6943



UNION PACIFIC® #6932

Item No. 62101



## 85' FULL-DOME PASSENGER CAR with LIGHTED INTERIOR

Standard Pack: 6 - \$35.00 each

SHIPPING AUGUST 2009



SOUTHERN PACIFIC

(Daylight)


Item No. 13007



GREAT NORTHERN

(orange & green)

Item No. 13011



ROYAL GORGE RAILROAD

Item No. 13035



### EMD DD40AX CENTENNIAL

Standard Pack: 6 - \$110.00 each

SHIPPING AUGUST 2009

Bachmann presents an N scale model of the longest locomotive ever built – the Union Pacific® DD40AX Centennial. This highly detailed model includes a dual mode decoder and many features you would only expect to see in larger scale models.

#### Features include:

- DCC-equipped for speed, direction and lighting
- dual-mode NMRA decoder
- precision can motors with flywheels
- 12 wheel drive
- finescale LED headlights (constant lighting)
- weathered air intakes and exhaust stacks
- numerous detail parts
- designed for aftermarket sound installation



UNION PACIFIC® #6932

Item No. 62251

Item No. 62252

UNION PACIFIC® #6927

Item No. 62253

UNION PACIFIC® #6915

Item No. 62254

UNION PACIFIC® #6943



### BALDWIN 4-6-0 STEAM LOCOMOTIVE

Standard Pack: 6 - \$350.00 each

SHIPPING JULY 2009

Along with its 4-4-0 cousin, the 4-6-0 configuration was one of the most common wheel arrangements offered by locomotive manufacturers. The combination of speed and traction made 4-6-0s suitable for both freight and passenger service, and nearly every railroad used them. Our On30 locomotives are based on stock models from the Baldwin narrow gauge catalog.

#### Features include:

- DCC-equipped for speed, direction and lighting
- dual mode NMRA decoder with 8-pin plug
- flywheel drive
- idler gear box
- die-cast frame, boiler and cab
- machined, blackened metal wheels
- additional die-cast detail parts
- easy-to-install options, including three headlight/backup light styles (oil, acetylene, electric), three stack styles (cap, Rushton, tapered), and three fuel loads (wood, coal, oil) included with each model
- E-Z Mate® Mark II couplers



GREENBRIER & BIG RUN LUMBER CO. #31

Item No. 28657



ET&WNC #12 with STEEL CAB  
(green with gold lining & red windows)

Item No. 28670



ET&WNC #11 with STEEL CAB  
(black with red windows & white pinstripes)

Item No. 28671



PAINTED, UNLETTERED - BLACK  
with STEEL CAB

Item No. 28696





### BALDWIN 4-6-0 STEAM LOCOMOTIVE - CONTINUED

DCC ON BOARD

Standard Pack: 6 - \$350.00 each

SHIPPING JULY 2009



**PAINTED, UNLETTERED - BLACK  
with WOOD CAB**

Item No. 28697



**PAINTED, UNLETTERED with STEEL CAB  
BLACK with RED WINDOWS & WHITE TRIM**

Item No. 28698



### PETER WITT STREETCAR

NAVIGATES O-27 CURVES • \$229.95 each

SHIPPING FALL 2009



The Peter Witt Streetcar is a milestone for Williams by Bachmann®. This is our first new tooling in O scale based on our successful HO version of this famous interurban design. The detail, quality and value you've come to expect from Bachmann now in O scale!

#### Features include:

- all-wheel drive
- precision can motor with two flywheels
- hidden drive train and electronics
- detailed interior
- painted interior with seats
- photo-etched brass safety screen
- digital trolley bell
- electronic reversing unit



**ST. LOUIS RAILWAYS**

Item No. 23906

O Scale Prototype Shown



**CHICAGO SURFACE LINES**

Item No. 23902

HO model shown



**BROOKLYN & QUEENS TRANSIT**

Item No. 23903

HO model shown



**BALTIMORE TRANSIT CO.**

Item No. 23904

HO model shown



**LOS ANGELES RAILWAY**

Item No. 23905

HO model shown



**TORONTO**

Item No. 23907



**CLEVELAND TRANSIT**

Item No. 23908

### 1:20.3 SCALE LONG CABOOSE

Standard Pack: 1 - \$275.00 each

SHIPPING JULY 2009

We believe every train needs a caboose, and the remarkable detailing of our 1:20.3 Long Caboose makes it the perfect complement to any narrow gauge consist. Minimum 8' diameter curved track required.

#### Features include:

- designed to operate on DC, DCC or battery power layouts
- eight-pin socket for standard DCC decoder
- operating cupola windows (cupola style per prototype)
- removable roof
- lighted and detailed interior with bunks, seats, stove, piping and simulated kerosene lamps
- blackened brass ladders
- die-cast caboose trucks with operating leaf springs
- metal wheels
- die-cast scale knuckle couplers (body-mounted coupler pockets for wide radius use only)
- offset shank couplers also included for use with other popular brands of narrow gauge couplers (1:22.5)
- 2 underside switches to choose battery, DC, or DCC operation and activation of table lights, marker lights or both with center "off" position



**D&RGW #0505**  
Item No. 88795



**RIO GRANDE SOUTHERN with SINGLE WINDOW CUPOLA**  
Item No. 88796



**RIO GRANDE (Flying Grande)**  
Item No. 88797



**PAINTED, UNLETTERED - OXIDE BROWN**  
Item No. 88798



**PAINTED, UNLETTERED - OXIDE RED**  
Item No. 88799

# THOMAS & FRIENDS™




## **SALTY with MOVING EYES**

Standard Pack: 6 - \$55.00 each

Item No. 58804

SHIPPING FALL 2009



## **TERENCE the TRACTOR**

Standard Pack: 6 - \$20.00 each

Item No. 42447

SHIPPING FALL 2009

## **FLAT CAR with PAINT DRUMS**

Standard Pack: 6 - \$21.00 each

Item No. 77027

SHIPPING FALL 2009



\*unpainted engineering sample shown

## **THOMAS & FRIENDS™ TIDMOUTH SHEDS with MANUALLY OPERATED TURNTABLE\***

Standard Pack: 2 - \$175.00 each

Item No. 45236

SHIPPING FALL 2009

## **TWO TIDMOUTH SHEDS ENGINE STALLS**

Standard Pack: 6 - \$35.00 each

Item No. 45238

SHIPPING FALL 2009



**Large**  
SCALE

Thomas & Friends™ are coming to Bachmann's popular Large Scale product line. Our first two starter set offerings include everything you'll need to embark on exciting railway adventures on a grand scale!

### THOMAS with ANNIE and CLARABEL SET


Standard Pack: 1 - \$385.00 each

Item No. 90068

SHIPPING FALL 2009

#### Features include:

- Thomas the Tank Engine™ with moving eyes
- Annie Coach
- Clarabel Coach
- 5'4" x 4'3" oval of track (14 pieces)
- wall pack and speed controller
- illustrated instruction manual
- DVD format video instructions



### PERCY with the TROUBLESOME TRUCKS SET

Standard Pack: 1 - \$385.00 each

Item No. 90069

SHIPPING FALL 2009

#### Features include:

- Percy the Small Engine with moving eyes
- Troublesome Truck #1
- Troublesome Truck #2
- 5'4" x 4'3" oval of track (14 pieces)
- wall pack and speed controller
- illustrated instruction manual
- DVD format video instructions



### THOMAS the TANK ENGINE™

Standard Pack: 1 - \$200.00 each

Item No. 91401

SHIPPING FALL 2009



### PERCY the SMALL ENGINE

Standard Pack: 1 - \$200.00 each

Item No. 91402

SHIPPING FALL 2009

### ANNIE

Standard Pack: 4 - \$70.00 each

Item No. 97001

SHIPPING FALL 2009



### CLARABEL

Standard Pack: 4 - \$70.00 each

Item No. 97002

SHIPPING FALL 2009

### TROUBLESOME TRUCK #1

Standard Pack: 4 - \$70.00 each

Item No. 98001

SHIPPING FALL 2009



### TROUBLESOME TRUCK #2

Standard Pack: 4 - \$70.00 each

Item No. 98002

SHIPPING FALL 2009